

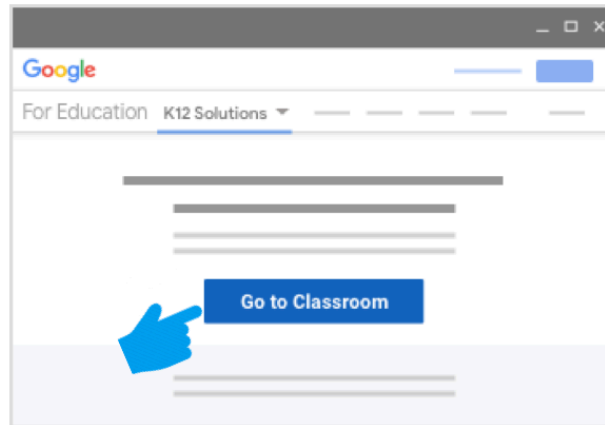
## How do I sign in to Google Classroom?

Note: Parents and guardians can't access Classroom or their child's assignments due to privacy laws. Guardians can receive email summaries if their child's teacher allows it. For more information, see <https://support.google.com/edu/classroom/answer/6386354>

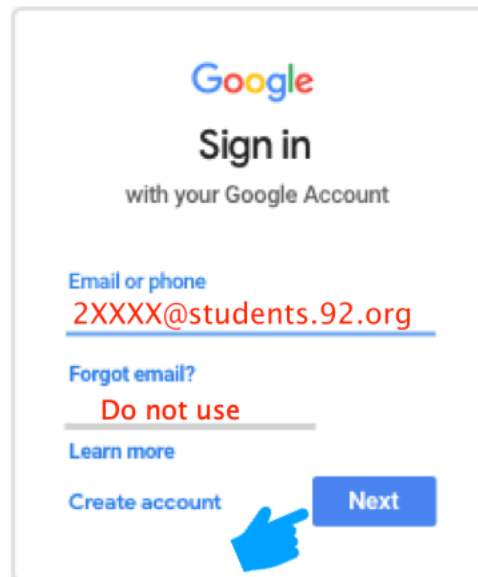
You must have an active internet connection to sign in.

### Sign in to Google Classroom

Go to [classroom.google.com](https://classroom.google.com) and click "Go to Classroom."

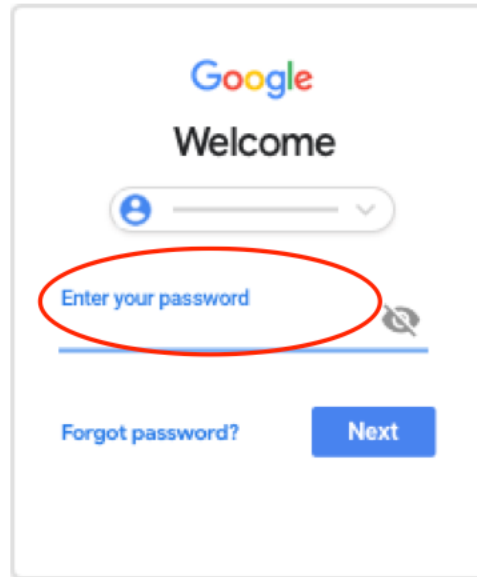


Enter your username and click Next.



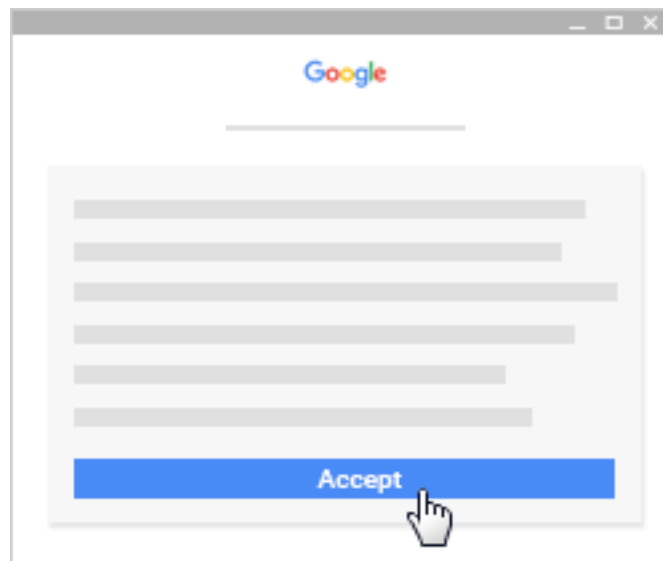
## How do I sign in to Google Classroom?

Enter your password and click Next.



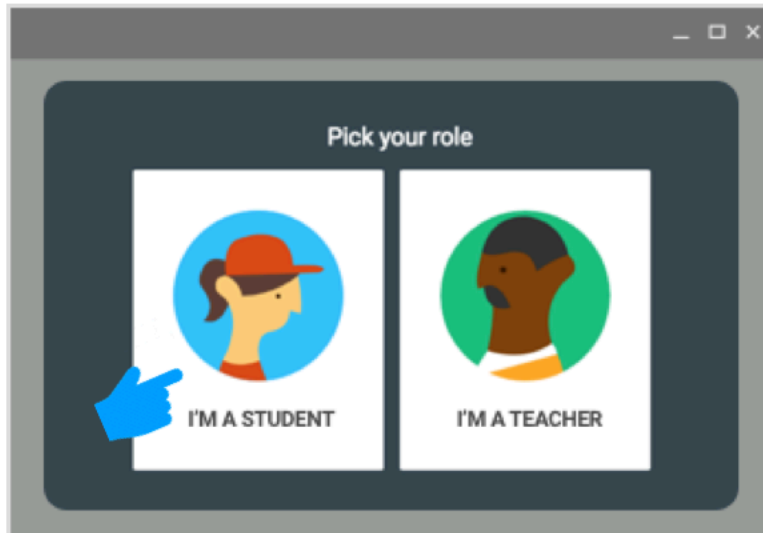
The image shows a Google sign-in form. At the top is the Google logo, followed by the word "Welcome". Below that is a dropdown menu with a person icon and a downward arrow. Underneath is a password input field with the placeholder text "Enter your password" circled in red. To the right of the password field is a small icon of a speech bubble with a slash through it. At the bottom left is the text "Forgot password?" and at the bottom right is a blue button labeled "Next".

If there is a welcome message, read it and click Accept.

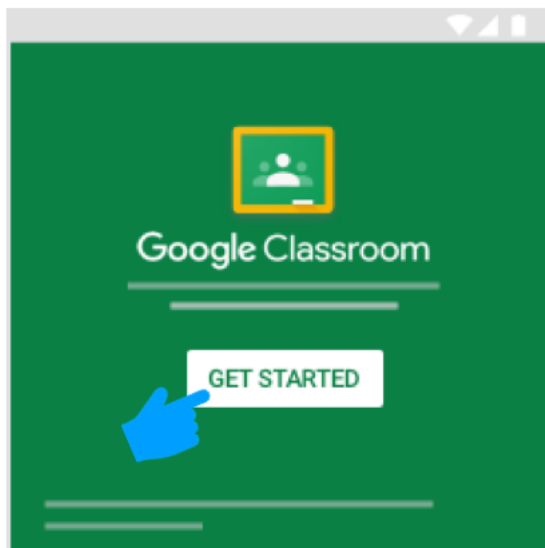


# How do I sign in to Google Classroom?

Click I'm A Student



Click Get Started.

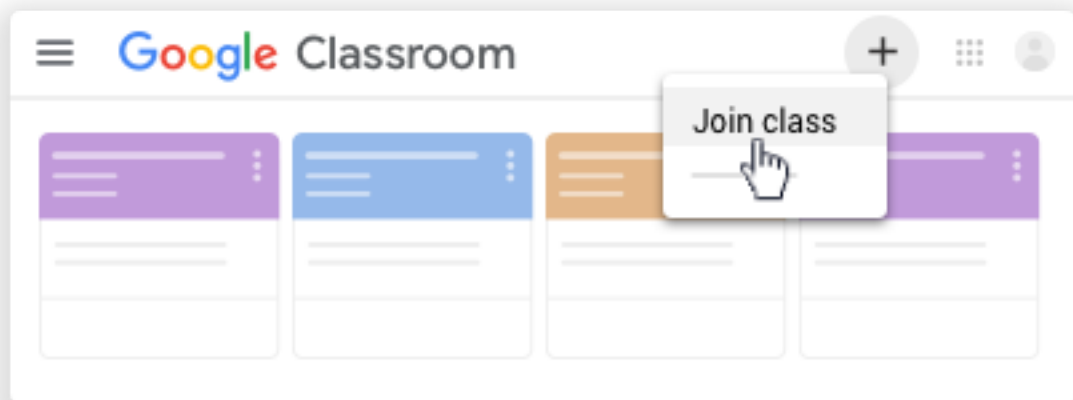


## Join Your Class.

If it is your first time here:

Join with a class with a class code

At the top, click Add + > Join class.



Enter the class code your teacher gave you and click Join.  
A class code consists of 6 or 7 letters or numbers. For example, hjhmgmk or g5gdp1.

Click Menu ☰ to access other areas of Classroom.